




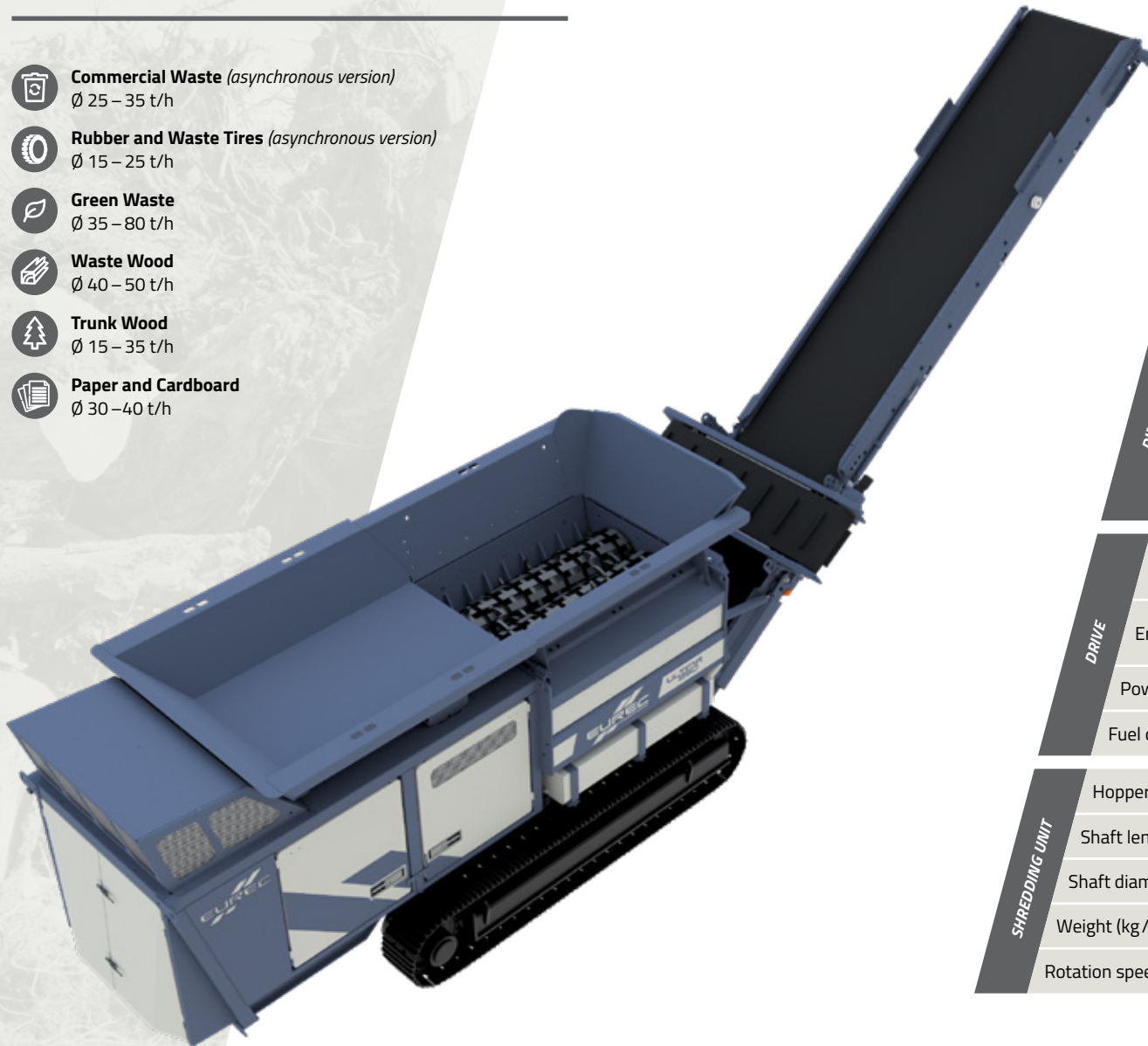


ULTIMA 850



-  **Commercial Waste** *(asynchronous version)*
Ø 25 – 35 t/h
-  **Rubber and Waste Tires** *(asynchronous version)*
Ø 15 – 25 t/h
-  **Green Waste**
Ø 35 – 80 t/h
-  **Waste Wood**
Ø 40 – 50 t/h
-  **Trunk Wood**
Ø 15 – 35 t/h
-  **Paper and Cardboard**
Ø 30 – 40 t/h



Technical Data

DIMENSIONS	Length (mm)	12,600 / 7,500 <i>(transport)</i>
	Width (mm)	2,500 / 2,500 <i>(transport)</i>
	Height (mm)	3,000 / 3,000 <i>(transport)</i>
	Weight (kg)	23,500
	Discharge height (mm)	max. 5,400
DRIVE	Engine type	Diesel - TAD 1183 VE <i>(EU/US)</i>
	Emission standard	Stage V <i>(EU)</i> EPA Tier IV <i>(US)</i>
	Power (kW / HP)	315 / 430
	Fuel capacity (l)	600
SHREDDING UNIT	Hopper volume (m ³)	6.00 <i>(incl. tilting hopper)</i>
	Shaft length (mm)	2,000
	Shaft diameter (mm)	680
	Weight (kg / cassette)	3,700
	Rotation speed (rpm)	15 – 45